


Track Quiz Results



Participants see their results after taking a quiz in a browser tab. Results are also displayed when they follow a quiz link after quiz completion. Confluence users can view the results of quizzes they took in [user profile](#).

A quiz author can *track results of all participants* in the 'Quiz Results' section on a quiz page.

 Refer to [Documentation](#) to learn more about tracking quiz results.

Quiz Results

Delete selected records

<input type="checkbox"/>	User	Status	Result	Score	Date Started	Time Spent	Shared By
<input type="checkbox"/>	Anny Taylor	NOT STARTED					admin
<input type="checkbox"/>	Ed Riley	COMPLETED	PASSED 	75% (3/4)	Jan 31, 2016 00:55	55 seconds	admin
<input type="checkbox"/>	jim.powells@gmail.com	COMPLETED	FAILED 	50% (2/4)	Jan 30, 2016 00:51	1 minute 5 seconds	admin

You can a look at this report on the [April Fool's Day](#) quiz page.

When someone starts a quiz, the status changes to 'Started' and then to 'Completed' when a quiz is done with 'Passed' or 'Failed' result, score and time spent.

What to do next?

In addition to general quiz results, a quiz author can view participants' answers and review answers to free text questions. Click the button below to learn more about it, or find out how you can [summarize and visualize quiz results](#).

Next step

[Ask us](#) if you have any questions.